



Say It Fast! Say It Slow!

Episode 46

Introduction

An important part of early literacy is developing your child's phonological awareness. Combining and separating sounds as you read words to your child is an effective way to practice early literacy skills. Here is a simple activity you can do with your child.

Practice talking by separating the word card and saying the word slowly. You may sound out the letters. Then push the word card together and say the word fast.



Supplies

- Our template
- Scissors
- Glue
- Colored paper
- Crayons (optional)

Instructions

1. **Color pictures:** Color pictures on word cards.
2. **Cut out word cards:** Using scissors, cut out the word cards on the outer dashed lines. Do not cut the word card in half yet. This will be saved for a later step.
3. **Fold and cut colored paper:** Take a colored piece of paper and fold it in half lengthwise. Then open the paper and fold it in half widthwise. Cut the paper along the folds.
4. **Glue word cards on colored paper.**
5. **Cut word cards:** Cut word card in half along dotted lines.

More Resources

Visit the Plano Public Library's official [YouTube channel](#) to view this activity and other Library Make Instruction videos. And check out our blog post about this activity at kidsbrainplano.org/librarymake.

Library Make is a not-for-profit resource created by Plano Public Library in Plano, Texas. For information about Plano Public Library, visit planolibrary.org.



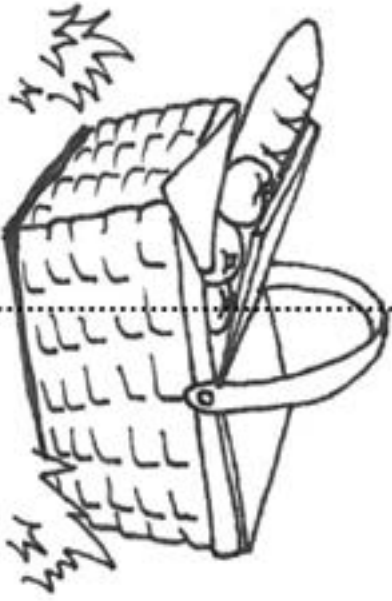
c a r

f i s h

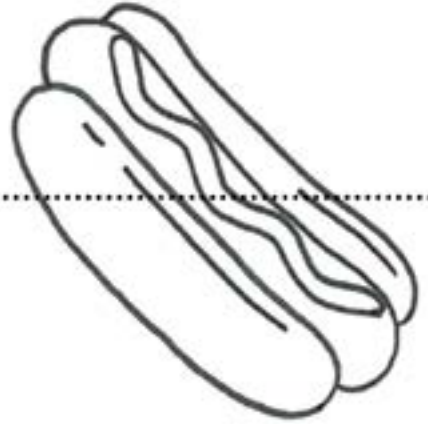
m o o n

l a m p

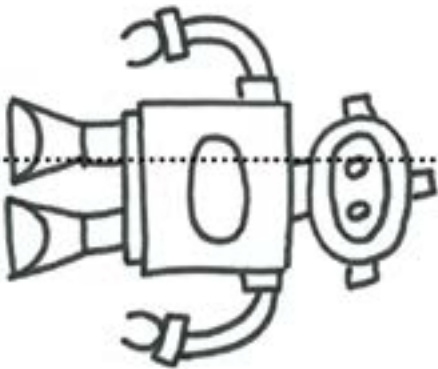
bas--ket



hot--dog



ro--bot



sail--boat

